

Stellar® Service Cranes and TMAX™ Service Bodies

# 9621 / 9630



TECHNICAL SPECIFICATION GUIDE



Our People. Our Products.

# STELLAR® 9621/9630 TECHNICAL SPECIFICATION GUIDE

## SPECIFICATION INFORMATION

Crane Rating:	70,800 ft-lbs (9.79 tm)*
9621 Boom Length:	11' (3.35 m) from CL of Crane
9630 Boom Length:	13' 4" (4.06 m) from CL of Crane
9621 Boom Extension:	
• 1st stage:	Hydraulic 100" (254 cm)
• 2nd stage:	Hydraulic 100" (254 cm)
9630 Boom Extension:	
• 1st stage:	Hydraulic 96" (243.8 cm)
• 2nd stage:	Hydraulic 96" (243.8 cm)
9621 Max. Reach:	21' (6.40 m) from CL of Crane
9630 Max. Reach:	30' (9.14 m) from CL of Crane
9621 Max. Vertical Lift:	23' (7.01 m)
9630 Max. Vertical Lift:	31' 9" (9.68 m) from Crane Base
Boom Elevation:	-10° to +80°
Stowed Height: (crane only)	37.75" (95.5 cm)
Mounting Space Required:	20" x 21" (50.8 x 53.3 cm)
Approximate Crane Weight:	9621 - 2,235 lbs (1,015 kg) 9630 - 2,580 lbs (1,170 kg)
Controls:	Radio control standard for all functions.
Winch	
• Rope Diameter:	7/16" (1.11 cm)
• Line Pull Speed:	60 ft/min (18.29 m)
• Max. Single Part Line:	4500 lbs (2040 kg)
• Max. Double Part Line:	9000 lbs (4080 kg)
Rotation:	400° power (worm gear)
9621 Lifting Capacities:	9,000 lbs @ 7'10" (4,080 kg @ 2.39 m)** 3,365 lbs @ 21' (1,525 kg @ 6.40 m)**
9630 Lifting Capacities:	9,000 lbs @ 7'10" (4,080 kg @ 2.39 m)** 2,360 lbs @ 30' (1,070 kg @ 9.14 m)**
Power Supply Required:	PTO & Pump 8 gpm @ 2500 psi (30.3 lpm @ 172 bar)
Min. Rec. Chassis (GVRW)	25,999

NOTE: All Stellar cranes meet ANSI B30.5 and OSHA 1910.180 specifications. Specifications subject to change without notification.

\*Crane rating in Boost Mode. Normal crane rating is 60,000 ft-lbs (8.30 ton-m)

\*\*Maximum capacities in Boost Mode.

## DEFINING CHARACTERISTICS

### Stellar® CDTplus™ (Crane Dynamics Technology Plus™)

The Stellar CDTplus control system is EXCLUSIVE TO STELLAR and features a NEW handheld transmitter with an over-molded rubber bumper system to maximize durability while keeping it lightweight. The new LCD display features operator feedback including real time load capacity, maximum distance with the current load, boom angle, and percentage of load. The boost feature allows a momentary increase in the capacity of the crane, and a Safe Mode to keep the crane and operator safe should a load indicating device fail to operate correctly. The new Stellar CDTplus remote handle features a rechargeable battery and an in-cab docking and recharging station.

### Full Hydraulic Extension

The Stellar CDTplus series offers cranes in either 21' or 30' of all hydraulic reach. No manual extensions.

### Market Leading Boom Articulation

The Stellar CDTplus cranes offer -10 degrees to +80 degree. This gives the operator both easy reach to snatch block stowing and the best ability to load items into the load bed.

### Quick Release Snatch Block Stow

The Stellar quick release snatch block stow is installed on the underside of the boom to easily stow your snatch block after use. Plus, its unique design gently releases the snatch block for use when the boom is raised at close to 60 degrees to ensure a safe and orderly deployment.

### On-Demand Speed Control

The Stellar exclusive on-demand speed control ramps engine RPM up only when the crane is being used. When the crane is not used for 5 seconds engine RPM returns to idle. This lowers fuel consumption and reduces noise pollution in the work area.

### Maximum Foot-Pound Rating

The Stellar CDTplus series cranes offers robust ft. lb. ratings during standard mode and increases that by 18% during "Boost" mode to help you get maximum lift when you need it most.

### Planetary Winch

The planetary winch on every crane manufactured by Stellar was designed to match the capacity and hydraulic control system. It lifts the maximum crane load and offers the smoothest and fastest speeds in the market today to help keep your productivity at maximum levels.

### 400 Degree Enclosed Rotation

Stellar uses a durable enclosed rotation system with a cast iron base and an internal mechanical stop to provide the most durable rotation system found in the industry.

### Greaseable Pivot Bushings

Each pivot pin location on the CDTplus series crane includes bushings and grease zerks to provide for years of use.

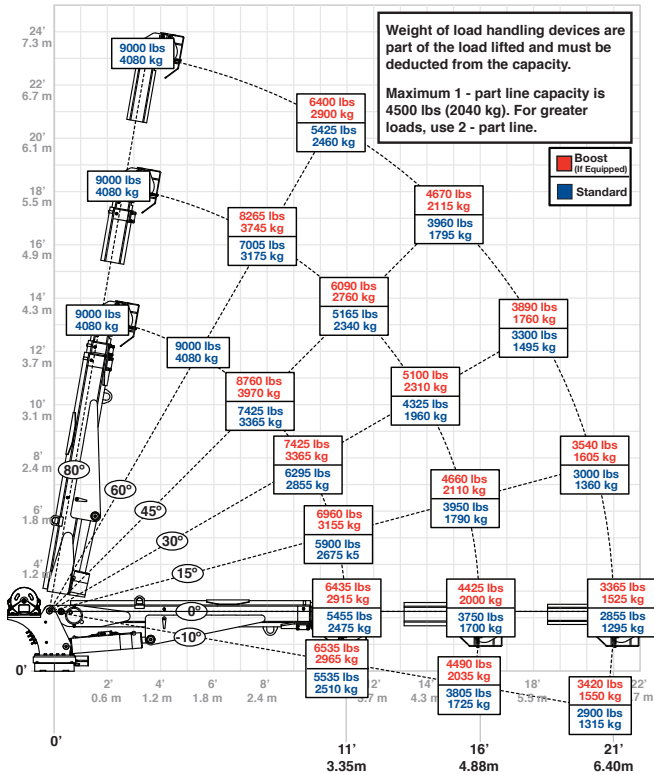
### Hexagonal Booms

Stellar Industries made the hexagonal boom design famous in the telescopic service crane market. The hexagonal boom design is optimized to deliver dramatically less boom flex and side to side movement than other boom designs on the market.

### Flip Sheave with Bar Style Anti-Two Block

The Stellar CDTplus series is available standard with our patent pending flip sheave with a bar style ATB. The flip sheave allows for a shorter horse head profile which allows for boom placement in tight quarters, such as an equipment cab.

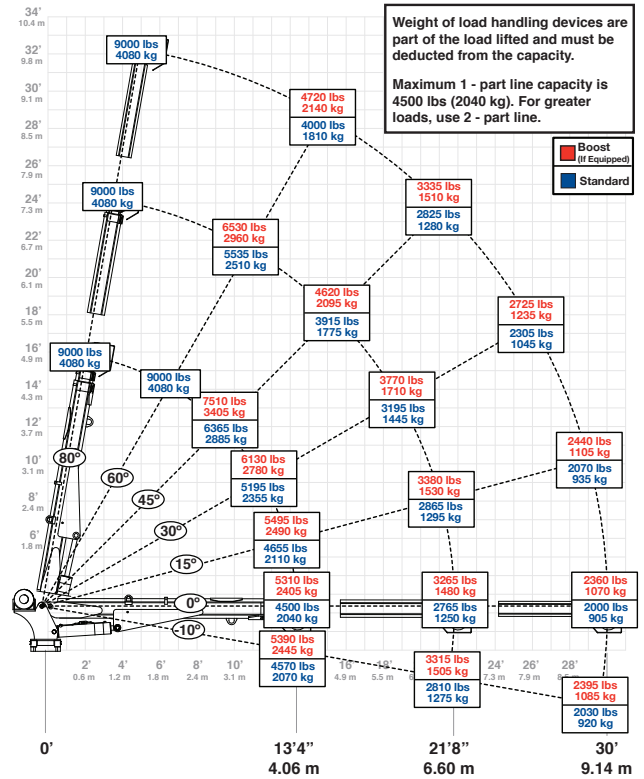
### 9621 CAPACITY CHART



Weight of load handling devices are part of the load lifted and must be deducted from the capacity.

Maximum 1-part line capacity is 4500 lbs. (2040 kg). For greater loads, use 2-part line.

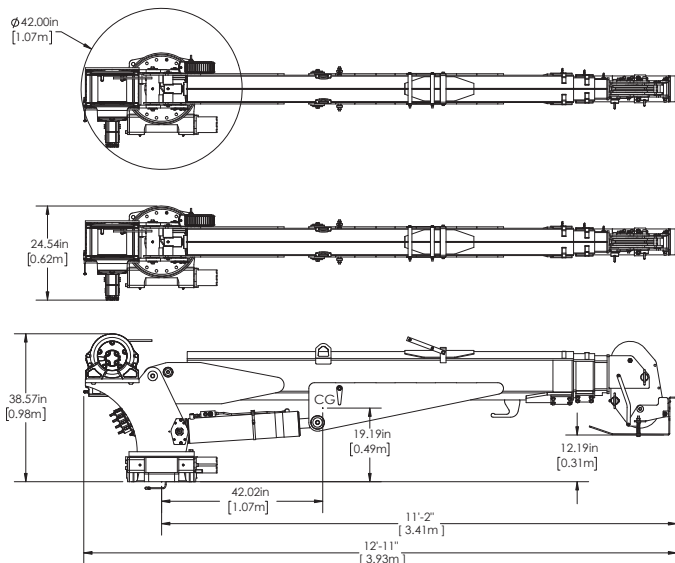
### 9630 CAPACITY CHART



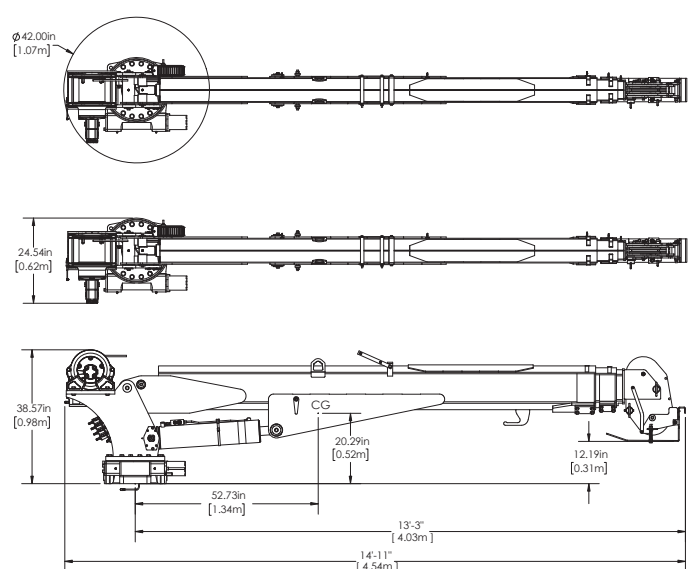
Weight of load handling devices are part of the load lifted and must be deducted from the capacity.

Maximum 1-part line capacity is 4500 lbs. (2040 kg). For greater loads, use 2-part line.

### 9621 DIMENSIONS



### 9630 DIMENSIONS



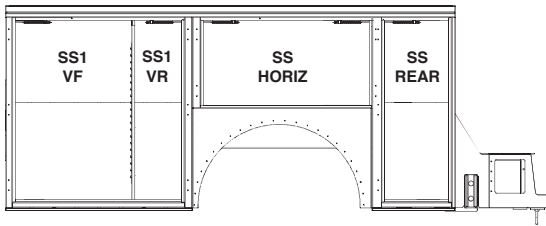
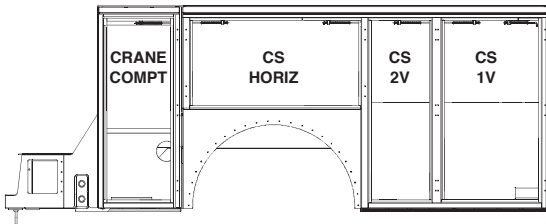
## NEW TMAX Service Bodies

### TMAX2-11™ Service Body (11' Body)

Applicable Chassis: Above 19,500 GVWR  
(22.5 tire size)

Compatible Crane Models: 7621  
7630  
9621  
9630  
10621  
10630  
12621  
12630

Cab to Axle: 84" (213.36 cm)  
Body Length Nominal: 133" (337.82 cm)  
Body Height: 52" (132.08 cm)  
Body Width: 94" (238.76 cm)  
Compartment Depth: 22" (55.88 cm)  
Floor Width: 50" (127 cm)  
Net Weight: 3600 lbs (1632.93 kg)

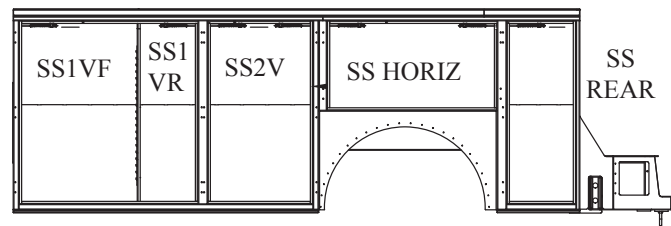
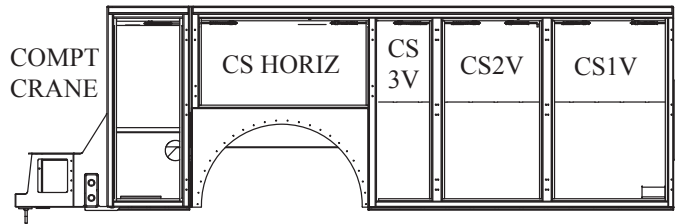


### TMAX2-14™ Service Body (14' Body)

Applicable Chassis: Above 19,500 GVWR  
(22.5 tire size)

Compatible Crane Models: 7621  
7630  
9621  
9630  
10621  
10630  
12621  
12630

Cab to Axle: 120" (304.8 cm)  
Body Length Nominal: 157" (398.78 cm)  
Body Height: 52" (132.08 cm)  
Body Width: 94" (238.76 cm)  
Compartment Depth: 22" (55.88 cm)  
Floor Width: 50" (127 cm)  
Net Weight: 4000 lbs (1814.37 kg)



Your local distributor:



*Our People. Our Products.*

190 State Street  
P.O. Box 169  
Garner, IA 50438  
Telephone: (641) 923-3741 • (800) 321-3741  
Fax: (641) 923-2812  
Internet: [www.stellarindustries.com](http://www.stellarindustries.com)  
Email: [sales@stellarindustries.com](mailto:sales@stellarindustries.com)

An Employee Owned Company.  
Copyright © 2016 Stellar Industries, Inc.  
STL000061 6/16